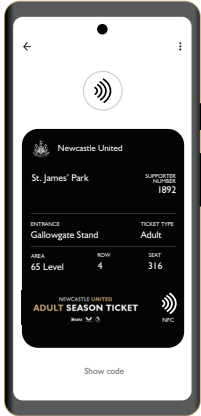




HOW TO ACCESS ST. JAMES' PARK VIA YOUR **GOOGLE WALLET**



STEP 1: **OPEN YOUR MOBILE PASS.**

As you reach the turnstile, open your Google Wallet and select your Newcastle United Mobile Pass.



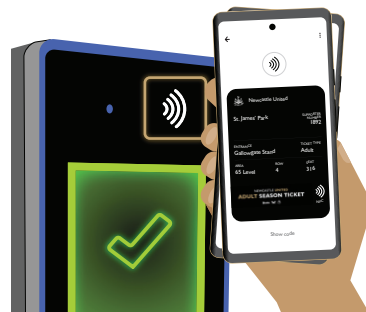
You must ensure you open the Pass direct in your wallet. **DUE TO THE NFC TECHNOLOGY USED, SCREENSHOTS WILL NOT WORK.**



STEP 2: **SCAN YOUR MOBILE PASS.**

Hold the back of your iPhone/Apple Watch to the Mobile Pass icon on the top of the turnstile scanner. **Make sure to hold your phone still.**

From your Android device, you can also scan the revolving barcode by holding the front of your phone to the barcode reader at the bottom of the turnstile.



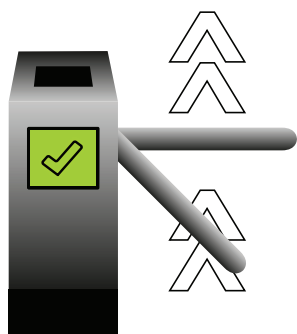
STEP 3: **WAIT FOR THE TURNSTILE TO RESPOND.**

Hold your phone on the scanner until the turnstile **lights up green** and your phone buzzes.

If the turnstile does not respond, you may need to refresh your ticket by closing (swiping down) and reselecting it.



IF ACCESS IS DENIED VISIT THE BOX OFFICE WHO WILL BE ABLE TO HELP.



STEP 4: **GO THROUGH THE TURNSTILE.**

Once the turnstile lights up green, the person using the scanned pass should go through the turnstiles, and enjoy the match.



SCANNING MULTIPLE TICKETS ON ONE iPhone/Apple WATCH?



Repeat the previous steps, scanning all of your guests/children through first before going through yourself.



IF YOUR BATTERY DIES VISIT THE **LOCAL HEROES** HERE TO HELP HUB NEXT TO THE BOX OFFICE